

# Wallcoverings — Vocabulary and symbols

The European Standard EN 235:2001 has the status of a  
British Standard

ICS 91.180; 01.040.91; 01.080.20

## National foreword

This British Standard is the official English language version of EN 235:2001. It supersedes BS 1248-1:1990 which is withdrawn.

The UK participation in its preparation was entrusted to Technical Committee CW/35, Wallcoverings, which has the responsibility to:

- aid enquirers to understand the text;
- present to the responsible European committee any enquiries on the interpretation, or proposals for change, and keep the UK interests informed;
- monitor related international and European developments and promulgate them in the UK.

A list of organizations represented on this committee can be obtained on request to its secretary.

### Cross-references

The British Standards which implement international or European publications referred to in this document may be found in the BSI Standards Catalogue under the section entitled "International Standards Correspondence Index", or by using the "Find" facility of the BSI Standards Electronic Catalogue.

A British Standard does not purport to include all the necessary provisions of a contract. Users of British Standards are responsible for their correct application.

**Compliance with a British Standard does not of itself confer immunity from legal obligations.**

This British Standard, having been prepared under the direction of the Consumer Products and Services Sector Policy and Strategy Committee, was published under the authority of the Standards Policy and Strategy Committee on 25 February 2002

### Summary of pages

This document comprises a front cover, an inside front cover, the EN title page, pages 2 to 17 and a back cover.

The BSI copyright date displayed in this document indicates when the document was last issued.

### Amendments issued since publication

Amd. No.	Date	Comments

© BSI 25 February 2002

ISBN 0 580 39127 2

English version

## Wallcoverings - Vocabulary and symbols

Revêtements muraux - Vocabulaire et symboles

Wandbekleidungen - Begriffe und Symbole

This European Standard was approved by CEN on 3 November 2001.

CEN members are bound to comply with the CEN/CENELEC Internal Regulations which stipulate the conditions for giving this European Standard the status of a national standard without any alteration. Up-to-date lists and bibliographical references concerning such national standards may be obtained on application to the Management Centre or to any CEN member.

This European Standard exists in three official versions (English, French, German). A version in any other language made by translation under the responsibility of a CEN member into its own language and notified to the Management Centre has the same status as the official versions.

CEN members are the national standards bodies of Austria, Belgium, Czech Republic, Denmark, Finland, France, Germany, Greece, Iceland, Ireland, Italy, Luxembourg, Netherlands, Norway, Portugal, Spain, Sweden, Switzerland and United Kingdom.



EUROPEAN COMMITTEE FOR STANDARDIZATION  
COMITÉ EUROPÉEN DE NORMALISATION  
EUROPÄISCHES KOMITEE FÜR NORMUNG

**Management Centre: rue de Stassart, 36 B-1050 Brussels**

**Contents**

	page
<b>1</b> <b>Scope</b> .....	<b>4</b>
<b>2</b> <b>General terms</b> .....	<b>4</b>
<b>3</b> <b>Generic types of wallcovering</b> .....	<b>6</b>
<b>4</b> <b>Sub-types of wallcovering</b> .....	<b>7</b>
<b>5</b> <b>Cleanability terms</b> .....	<b>9</b>
<b>6</b> <b>Match and pattern terms</b> .....	<b>10</b>
<b>7</b> <b>Removal terms</b> .....	<b>11</b>
<b>8</b> <b>Colour fastness to light terms</b> .....	<b>12</b>
<b>Annex A</b> (informative) <b>Index</b> .....	<b>15</b>
<b>Bibliography</b> .....	<b>17</b>

## Foreword

This European Standard has been prepared by Technical Committee CEN/TC 99 "Wallcoverings", the secretariat of which is held by BSI.

This European Standard shall be given the status of a national standard, either by publication of an identical text or by endorsement, at the latest by June 2002, and conflicting national standards shall be withdrawn at the latest by June 2002.

This European Standard supersedes EN 235:1989.

This revision includes new terms adopted for cork wallcoverings and updates all references to the revised specifications and methods of test for wallcoverings.

Annex A is informative.

According to the CEN/CENELEC Internal Regulations, the national standards organizations of the following countries are bound to implement this European Standard: Austria, Belgium, Czech Republic, Denmark, Finland, France, Germany, Greece, Iceland, Ireland, Italy, Luxembourg, Netherlands, Norway, Portugal, Spain, Sweden, Switzerland and the United Kingdom.

## 1 Scope

This European Standard defines terms of interest to the users of wallcoverings that are supplied in roll form for hanging on to walls and ceilings by means of an adhesive. Cork panels are also included in the scope of this standard.

This standard also provides the necessary definitions and symbols for the purposes of other European Standards for wallcoverings (see references in clause 2).

Table 1 gives the symbols to be used.

## 2 General terms

- ### 2.1 wallcovering
- all forms of flexible webs supplied in strips in roll form for hanging onto walls or ceilings by means of an adhesive. Tapestries and other similar wallhangings are excluded
- ### 2.2 finished wallcovering
- wallcovering that is not intended to be decorated after hanging
- ### 2.3 wallcovering for subsequent decoration
- wallcovering intended for decoration after hanging, for example, by the application of paint
- ### 2.4 wall lining
- wallcovering intended to serve as a preparatory layer on the support prior to the application of a finished wallcovering or a wallcovering for subsequent decoration
- ### 2.5 base web
- that part of a multi-layer wallcovering intended to contact the support
- ### 2.6 cork
- protective layer of the cork oak tree (*Quercus suber* L.) which can be periodically removed from its trunk and branches to provide the raw material for cork products
- ### 2.7 cork products
- #### 2.7.1 granulated cork
- fragments of cork obtained by grinding and/or milling raw or manufactured cork

**2.7.2****agglomerated composition cork**

product obtained from the agglutination of granulated cork with the addition of a binder not derived from cork cells

**2.7.3****expanded cork**

cork board

product made from granulated cork expanded and bonded exclusively with its own natural binder exuded from cork cells by heating under pressure

**2.8****support**

surface to which the wallcovering is applied, e.g. wall or ceiling

NOTE This is indicated by a thick solid line in the appropriate symbols in Table 1.

**2.9****means of application**

method by which the wallcovering is to be attached to the support during hanging, i.e. the surface(s) to which a suitable adhesive has to be applied, or has already been applied and requires activation

NOTE The appropriate symbols to indicate means of application are serial numbers 5.1 to 5.3 of Table 1. Where the means of application require to be combined, the necessary symbols from Table 1 should be used together, separated by a + sign of equivalent size to the symbols.

**2.10****overlap and double cut**

method by which the edges of adjoining lengths of wallcovering can be made to butt together. The adjoining edges of adjacent lengths of wallcovering are overlapped on the support during application and both thicknesses are cut through in a continuous movement with a sharp knife. The joint is opened and surplus wallcovering material removed before the adjoining edges are realigned

NOTE The appropriate symbol to indicate advice to overlap and double cut is serial number 7.1 of Table 1.

**2.11****impact resistance**

ability of a heavy-duty wallcovering to maintain its surface intact under the effect of impact

NOTE A wallcovering can be claimed to be impact resistant if it satisfies the impact resistance requirements of EN 259-2, the appropriate symbol to accompany such a claim being serial number 7.3 of Table 1.

**2.12****production batch**

definite quantity of some commodity manufactured or produced under conditions which are presumed uniform

**2.13****reference sample**

sample used for reference purposes to evaluate the changes that have occurred after the various tests carried out on the specimens

### 3 Generic types of wallcovering

#### 3.1

##### **wallpaper**

finished wallcovering made of paper, the front face of which is decorated

#### 3.2

##### **wall vinyl**

##### 3.2.1

##### **vinyl wallcovering on paper**

finished wallcovering comprising a paper base web with a layer of material based on polyvinyl chloride or another polymer on its front surface. The front of the web or its vinyl coating is decorated. The coating is of such thickness and strength that it can be removed from its base web as a continuous self-supporting film

##### 3.2.2

##### **vinyl wallcovering on textile or non-woven**

finished wallcovering comprising a textile or non-woven type base web with a layer of material based on polyvinyl chloride or another polymer on its front surface. The front of the web or its vinyl coating is decorated. The coating is of such thickness and strength that it can be removed from its base web as a continuous self-supporting film

#### 3.3

##### **plastics wallcovering**

finished wallcovering made entirely of plastics, the front face of which is decorated

#### 3.4

##### **heavy duty wallcovering**

finished wallcovering claimed to have high mechanical resistance and cleanability

#### 3.5

##### **textile wallcovering**

finished wallcovering with a textile front face

#### 3.6

##### **cork wallcovering**

product mainly made from cork or agglomerated composition cork, supplied either in panel or roll form, whose main intended use is for indoor application

#### 3.7

##### **border / frieze**

decorative strip of finished wallcovering in roll form, of width not less than 32 mm designed and used as a supplementary decorative element

NOTE Borders/friezes are available in most types of wallcovering, unpasted or ready-pasted.



## 4 Sub-types of wallcovering

### 4.1

#### **coated wallpaper**

wallpaper with a thin transparent coating based on polyvinyl acetate or a similar plastics material applied over the top of the decoration, the coating having insufficient thickness to be removable as a continuous self-supporting film

### 4.2

#### **relief wallcovering**

wallcovering with a pronounced three-dimensional design or structure (raised and/or depressed) on the surface formed mechanically by the application of pressure, with or without heat, or chemically in conjunction with a foaming process

#### 4.2.1

##### **relief wallcovering—mechanically embossed**

finished relief wallcovering on which the three-dimensional design or structure is mechanically formed by the application of pressure, with or without heat

##### 4.2.1.1

###### **ink embossed wallcovering**

finished relief wallcovering which has been simultaneously printed and mechanically embossed

##### 4.2.1.2

###### **in-register embossed wallcovering**

finished relief wallcovering which is mechanically embossed in register to a print

##### 4.2.1.3

###### **duplex embossed wallcovering**

mechanically embossed relief wallcovering made from two webs which have been laminated with an adhesive at the mechanical embossing stage

NOTE 1 The appropriate symbol to indicate a duplex embossed wallcovering is serial number 7.2 of Table 1.

NOTE 2 The term 'duplex' should not be confused with the same word sometimes used in the paper industry in connection with two-layer papers.

### 4.2.2

#### **relief wallcovering—chemically expanded**

#### 4.2.2.1

##### **blown vinyl/ textured vinyl**

finished relief wallcovering where the three-dimensional design or structure is made by foaming a layer and/or deposit of polyvinyl chloride or other polymeric material

#### 4.2.2.2

##### **chemically embossed/ sculptured wallcovering**

finished relief wallcovering where the three-dimensional design or structure is made by a chemical process of embossing a layer and/or deposit of polyvinyl chloride or other polymeric material

### 4.3

#### **prepasted wallcovering/ ready pasted wallcovering**

wallcovering that carries its own factory-applied adhesive that normally has to be activated by water at the time of hanging

NOTE The appropriate symbol to indicate that a wallcovering is prepasted is serial number 5.3 of Table 1.

### 4.4

#### **flocked wallcovering**

finished wallcovering the surface of which has been decorated by cut textile fibres, bonded at one end to the surface by adhesive and standing more or less perpendicular to the surface

### 4.5

#### **metal foil wallcovering**

finished wallcovering in which a rolled film of metal is bonded to a base web to give a decorative effect

### 4.6

#### **metallized wallcovering**

finished wallcovering in which a metallized plastics film is bonded to a base web to give a decorative effect

### 4.7

#### **metallic effect wallcovering**

finished wallcovering with a coated or printed surface that incorporates a metal powder or a powder giving a metallic effect in the coating or on the surface

### 4.8

#### **ingrain wallcovering**

wallcovering consisting of paper structured by the incorporation of wood particles for use as a base for a finished wallcovering or for use as a wallcovering for subsequent decoration

### 4.9

#### **mural**

finished wallcovering with a pictorial motif which is non-repetitive. It can extend over more than one width

### 4.10

#### **textured effect wallcovering**

finished wallcovering where materials like grass, cork or granulates of organic and inorganic material are fixed onto a base material

### 4.11

#### **self-adhesive borders**

#### 4.11.1

##### **self-adhesive border**

border with a factory-applied permanently tacky adhesive

#### 4.11.2

##### **peel and stick adhesive border**

self-adhesive border where a temporary backing paper is removed before applying the border

**4.11.3****self-wound adhesive border**

self-adhesive border without backing paper that is applied to the wall directly from the roll

**4.12****glassfibre wallcovering**

wallcovering, made of woven or non-woven glassfibre, which may or may not be decorated

**5 Cleanability terms****5.1****spongeable wallcovering**

wallcovering from which the hanging adhesive may be wiped off the front face with a damp cloth or sponge at the time of hanging without causing visible damage providing it is done whilst the adhesive is still damp. No subsequent washability is claimed or implied

NOTE A wallcovering can be claimed to be spongeable, if it satisfies the appropriate requirements of clause 6 of EN 12956:1999, the appropriate symbol to accompany such a claim being serial number 1.1 of Table 1.

**5.2****washable wallcovering**

finished wallcovering from which dirt and some domestic water based stains may be cleaned carefully from the front face with a damp cloth and soapy water. Oils, fats and solvent based stains are not expected to be removable

NOTE A wallcovering can be claimed to be washable, if it satisfies the appropriate requirements of clause 6 of EN 12956:1999, the appropriate symbol to accompany such a claim being serial number 2.1 of Table 1.

**5.3****extra-washable wallcovering**

finished wallcovering from which dirt and most domestic water based stains may be cleaned from the front face with a wet cloth and soapy water. Oils, fats and solvent based stains are not expected to be removable, but some greasy stains can be removed if action is taken immediately after contamination

NOTE A wallcovering can be claimed to be extra-washable, if it satisfies the appropriate requirements of clause 6 of EN 12956:1999, the appropriate symbol to accompany such a claim being serial number 2.2 of Table 1.

**5.4****scrubbable wallcovering**

finished wallcovering of superior cleanability from which dirt and most domestic water based stains may be cleaned from the front face with a sponge or soft brush and a mild detergent or a mild abrasive. Oils, fats and certain solvent based stains can also be removed if tackled immediately after contamination

NOTE A wallcovering can be claimed to be scrubbable, if it satisfies the appropriate requirements of clause 6 of EN 12956:1999, the appropriate symbol to accompany such a claim being serial number 2.3 of Table 1.

## 5.5

### **extra-scrubbable wallcovering**

finished wallcovering superior cleanability from which dirt and all domestic water based stains may be cleaned from the front face by intensive treatment with a sponge or a soft brush and a mild detergent or a mild abrasive. Oils, fats and certain solvent based stains can also be removed if tackled immediately after contamination

NOTE A wallcovering can be claimed to be extra-scrubbable if it satisfies the washability requirements of EN 259-1, the appropriate symbol to accompany such a claim being serial number 2.4 of Table 1.

## 6 Match and pattern terms

### 6.1

#### **repeat**

longitudinal distance between recurrent pattern details on the face of a wallcovering

### 6.2

#### **side join**

relationship between portions of the design pattern on adjacent lengths of a wallcovering that will be matched together when hung to create the overall pattern

### 6.3

#### **free match**

a wallcovering has free match when the pattern on the face is not intended to be matched in any specific longitudinal relationship between adjacent lengths, i.e. it can be hung without specific regard to matching

NOTE The appropriate symbol to indicate that a wallcovering has free match is serial number 4.1 of Table 1.

### 6.4

#### **straight match**

a wallcovering has straight match when the pattern details are such that adjacent lengths are intended to be hung without any longitudinal displacement in order to give the correct side join matching

NOTE The appropriate symbol to indicate that a wallcovering has straight match is serial number 4.2 of Table 1 with the dimensions of the design repeat, in centimetres, added after it.

### 6.5

#### **offset match**

a wallcovering has offset match when the pattern details are such that adjacent lengths are intended to be hung with longitudinal displacement in order to give the correct side join matching

NOTE The appropriate symbol to indicate that a wallcovering has offset match is serial number 4.3 of Table 1 with the dimensions of the design repeat, in centimetres, and the distance offset, in centimetres, added after it.

### 6.6

#### **reverse alternate lengths**

method of hanging a wallcovering whereby adjacent lengths are reversed

NOTE The appropriate symbol to indicate that it is appropriate or necessary to reverse alternate lengths is serial number 4.4 of Table 1.

**6.7****pattern number**

code uniquely identifying a specific design, effect and colour

**6.8****batch number**

serial code

code, alongside the pattern number, identifying products having consistently the same texture, shade, gloss and visual appearance

**6.9****shading**

checking, by visual inspection, that all rolls of the wallcovering are of the same shade before hanging to ensure that there are no unacceptable variations in appearance

**6.10****Horizontal hanging**

method of hanging a wallcovering whereby the lengths are hung horizontally

**7 Removal terms****7.1****strippable wallcovering**

wallcovering that can be removed manually in a dry state, substantially in one piece, by pulling it away from the support on which it was hung

NOTE The appropriate symbol to indicate that a wallcovering is strippable is serial number 6.1 of Table 1.

**7.2****peelable wallcovering**

wallcovering from which the decorative or protective surface can be removed manually from its base web in a dry state substantially in one piece. The base web remains on the support on which it was hung

NOTE The appropriate symbol to indicate that a wallcovering is peelable is serial number 6.2 of Table 1.

**7.3****wet removable wallcovering**

wallcovering that can be removed from the support on which it was hung by soaking it with water or a proprietary stripping agent or by steaming it and then scraping off the soaked material

NOTE The appropriate symbol to indicate that a wallcovering requires wet removal is serial number 6.3 of Table 1.

## 8 Colour fastness to light terms

### 8.1

#### **colour fastness to light**

ability of a wallcovering to maintain its original shade or colour under the effect of light

### 8.2

#### **moderate colour fastness**

colour fastness to light of numerical rating 3 when this property is determined by the method given in EN ISO 105-BO2

NOTE The appropriate symbol to accompany a claim of moderate colour fastness to light is serial number 3.1 of Table 1.

### 8.3

#### **satisfactory colour fastness**

colour fastness to light of numerical rating 4 when this property is determined by the method given in EN ISO 105-BO2

NOTE The appropriate symbol to accompany a claim of satisfactory colour fastness to light is serial number 3.2 of Table 1.

### 8.4

#### **good colour fastness**

colour fastness to light of numerical rating 5 when this property is determined by the method given in EN ISO 105-BO2

NOTE The appropriate symbol to accompany a claim of good colour fastness to light is serial number 3.3 of Table 1.

### 8.5

#### **very good colour fastness**

colour fastness to light of numerical rating 6 when this property is determined by the method given in EN ISO 105-BO2

NOTE The appropriate symbol to accompany a claim of very good colour fastness to light is serial number 3.4 of Table 1.

### 8.6

#### **excellent colour fastness**

colour fastness to light of numerical rating 7 when this property is determined by the method given in EN ISO 105-BO2

NOTE The appropriate symbol to accompany a claim of excellent colour fastness to light is serial number 3.5 of Table 1.

Table 1 — Symbols for marking purposes

























Category and serial number	Description	Symbol	Designation character
1 Spongeability			
1.1	Spongeable at time of hanging		A
2 Washability			
2.1	Washable		B
2.2	Extra washable		C
2.3	Scrubbable		D
2.4	Extra-scrubbable		E
3 Colour fastness to light			
3.1	Moderate		3
3.2	Satisfactory		4
3.3	Good		5
3.4	Very good		6
3.5	Excellent		7
4 Pattern matching			
4.1	Free match		
4.2	Straight match	 (with, added, the dimensions of design repeat in centimetres e.g. 50)	

Table 1 Continued

Category and serial number	Description	Symbol	Designation character	
4.3	Offset match	 (with, added, the dimensions of design repeat and distance offset, in centimetres, e.g. 50/25)		
4.4	Reverse alternate lengths			
4.5	To be hung horizontally			
5 Means of application <sup>1)</sup>				
5.1	Adhesive to be applied to the wallcovering		G	J
5.2	Adhesive to be applied to the support to be decorated		H	
5.3	Prepasted (ready pasted)		K	
6 Method of removal				
6.1	Strippable		1	
6.2	Peelable		2	
6.3	Wet removable		3	
7 Miscellaneous				
7.1	Overlap and double cut			
7.2	Duplex embossed			
7.3	Impact resistant			
<sup>1)</sup> Where symbols in this category require to be used in combination, e.g. 5.1 and 5.2, the necessary symbols shall be given as shown, separated by a + sign of equivalent size to these symbols.				



## Annex A (informative)

### Index

	Term	Symbol(s)
agglomerated composition cork	2.7.2	
application, means of	2.9	5.1 to 5.3
base web	2.5	
batch number	6.8	
blown vinyl, printed	4.2.2.1	
border	3.7	
chemically embossed	4.2.2.2	
coated wallpaper	4.1	
colour fastness to light	8.1	3.1 to 3.5
cork	2.6	
cork wallcovering	3.6	
duplex embossed wallcovering	4.2.1.3	7.2
excellent colour fastness	8.6	3.5
expanded cork	2.7.2	
extra-scrubbable wallcovering	5.5	2.4
extra-washable wallcovering	5.3	2.2
finished wallcovering	2.2	
flocked wallcovering	4.4	
free match	6.3	4.1
frieze	3.7	
glassfibre wallcovering	4.12	
good colour fastness	8.4	3.3
granulated cork	2.7.1	
heavy duty wallcovering	3.4	
horizontal hanging	6.10	4.5
impact resistance	2.11	7.3
ingrain wallcovering	4.8	
ink embossed wallcovering	4.2.1.1	
in-register embossed wallcovering	4.2.1.2	
metal foil wallcovering	4.5	
metallic effect wallcovering	4.7	
metallized wallcovering	4.6	
moderate colour fastness	8.2	3.1
mural	4.9	
offset match	6.5	4.3
overlap and double cut	2.10	7.1
pattern number	6.7	
peel and stick adhesive border	4.11.2	
peelable wallcovering	7.2	6.2
plastics wallcovering	3.3	
pre-pasted wallcovering	4.3	5.3
production batch	2.12	

## EN 235:2001 (E)

ready pasted wallcovering	4.3	5.3
reference sample	2.13	
relief wallcovering	4.2	
relief wallcovering—chemically expanded	4.2.2	
relief wallcovering—mechanically embossed	4.2.1	
repeat	6.1	
reverse alternate lengths	6.6	4.4
satisfactory colour fastness	8.3	3.2
scrubbable wallcovering	5.4	2.3
sculptured wallcovering	4.2.2.2	
self-adhesive border	4.11.1	
self-wound adhesive border	4.11.3	
serial code	6.8	
shading	6.9	
side join	6.2	
spongeable wallcovering	5.1	1.1
straight match	6.4	4.2
strippable wallcovering	7.1	6.1
support	2.8	
textured vinyl	4.2.2.1	
textile wallcovering	3.5	
textured effect wallcovering	4.10	
very good colour fastness	8.5	3.4
vinyl wallcovering on paper	3.2.1	
vinyl wallcovering on textile or non-woven	3.2.2	
wall covering	2.1	
wallcovering for subsequent decoration	2.3	
wall lining	2.4	
wallpaper	3.1	
wall vinyl	3.2	
washable wallcovering	5.2	2.1
wet removable wallcovering	7.3	6.3

## Bibliography

EN 259-1, *Wallcoverings in roll form - Heavy duty wallcoverings - Part 1: Specifications.*

EN 259-2, *Wallcoverings in roll form - Heavy duty wallcoverings - Part 2: Determination of impact resistance.*

EN 12956:1999, *Wallcoverings in roll form - Determination of dimensions, straightness, spongeability and washability.*

EN ISO 105-B02, *Textiles - Tests for colour fastness - Part B02: Colour fastness to artificial light: Xenon arc fading lamp test (ISO 105-B02:1994, including Amendment 1:1998).*

---

---

# BSI — British Standards Institution

BSI is the independent national body responsible for preparing British Standards. It presents the UK view on standards in Europe and at the international level. It is incorporated by Royal Charter.

## Revisions

British Standards are updated by amendment or revision. Users of British Standards should make sure that they possess the latest amendments or editions.

It is the constant aim of BSI to improve the quality of our products and services. We would be grateful if anyone finding an inaccuracy or ambiguity while using this British Standard would inform the Secretary of the technical committee responsible, the identity of which can be found on the inside front cover. Tel: +44 (0)20 8996 9000. Fax: +44 (0)20 8996 7400.

BSI offers members an individual updating service called PLUS which ensures that subscribers automatically receive the latest editions of standards.

## Buying standards

Orders for all BSI, international and foreign standards publications should be addressed to Customer Services. Tel: +44 (0)20 8996 9001. Fax: +44 (0)20 8996 7001. Email: [orders@bsi-global.com](mailto:orders@bsi-global.com). Standards are also available from the BSI website at <http://www.bsi-global.com>.

In response to orders for international standards, it is BSI policy to supply the BSI implementation of those that have been published as British Standards, unless otherwise requested.

## Information on standards

BSI provides a wide range of information on national, European and international standards through its Library and its Technical Help to Exporters Service. Various BSI electronic information services are also available which give details on all its products and services. Contact the Information Centre. Tel: +44 (0)20 8996 7111. Fax: +44 (0)20 8996 7048. Email: [info@bsi-global.com](mailto:info@bsi-global.com).

Subscribing members of BSI are kept up to date with standards developments and receive substantial discounts on the purchase price of standards. For details of these and other benefits contact Membership Administration. Tel: +44 (0)20 8996 7002. Fax: +44 (0)20 8996 7001. Email: [membership@bsi-global.com](mailto:membership@bsi-global.com).

Information regarding online access to British Standards via British Standards Online can be found at <http://www.bsi-global.com/bsonline>.

Further information about BSI is available on the BSI website at <http://www.bsi-global.com>.

## Copyright

Copyright subsists in all BSI publications. BSI also holds the copyright, in the UK, of the publications of the international standardization bodies. Except as permitted under the Copyright, Designs and Patents Act 1988 no extract may be reproduced, stored in a retrieval system or transmitted in any form or by any means – electronic, photocopying, recording or otherwise – without prior written permission from BSI.

This does not preclude the free use, in the course of implementing the standard, of necessary details such as symbols, and size, type or grade designations. If these details are to be used for any other purpose than implementation then the prior written permission of BSI must be obtained.

Details and advice can be obtained from the Copyright & Licensing Manager. Tel: +44 (0)20 8996 7070. Fax: +44 (0)20 8996 7553. Email: [copyright@bsi-global.com](mailto:copyright@bsi-global.com).